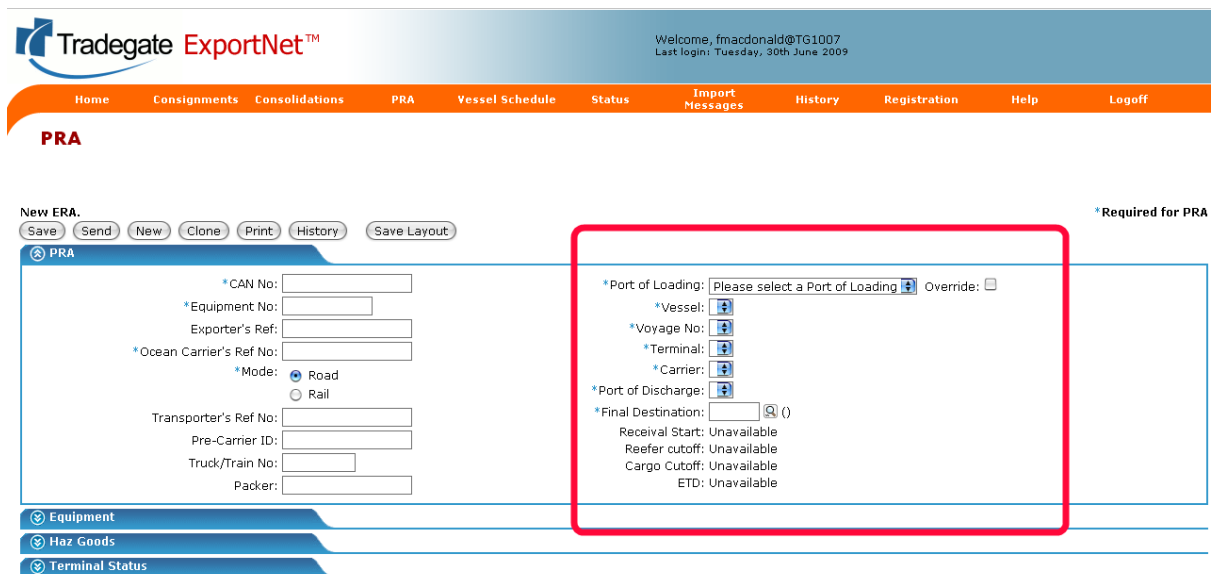


ExportNet Changes, Vessel Lookup and Status Information

Based on customer feedback Tradegate has incorporated a lookup tool so that you can confirm your vessel, voyage and terminal information is correct prior to sending the PRA to the terminal. With this change we are hoping that some of the errors and delays are resolved in the PRA process.

Vessel Lookup

1. Complete the Consignment or PRA as usual however you will notice a change when you go to define the vessel details.



The screenshot shows the Tradegate ExportNet™ interface. The top navigation bar includes links for Home, Consignments, Consolidations, PRA, Vessel Schedule, Status, Import Messages, History, Registration, Help, and Logoff. The user is logged in as fmacdonald@TG1007. The main form is titled 'PRA' and contains various input fields. A red box highlights the 'Vessel Lookup' section, which includes the following fields:

- *Port of Loading: Please select a Port of Loading (dropdown) Override:
- *Vessel: (dropdown)
- *Voyage No: (dropdown)
- *Terminal: (dropdown)
- *Carrier: (dropdown)
- *Port of Discharge: (dropdown)
- *Final Destination: (input field with search icon)
- Receival Start: Unavailable
- Reefer cutoff: Unavailable
- Cargo Cutoff: Unavailable
- ETD: Unavailable

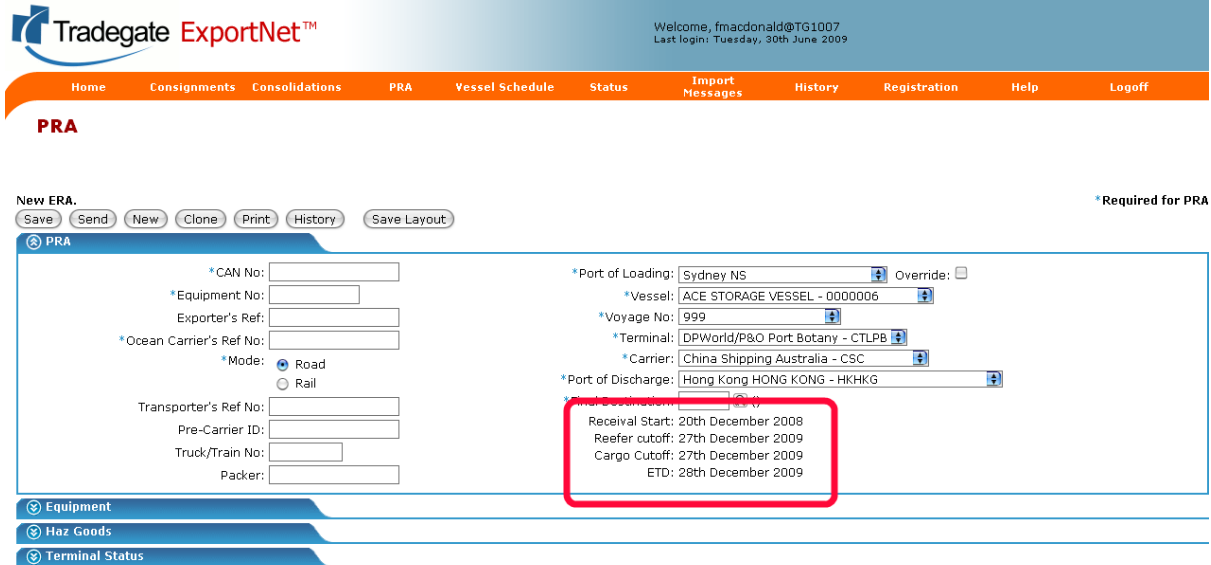
Other fields in the form include *CAN No, *Equipment No, Exporter's Ref, *Ocean Carrier's Ref No, *Mode (Road/Rail), Transporter's Ref No, Pre-Carrier ID, Truck/Train No, and Packer.

2. First select the port of loading from the drop down list.
3. Then select the vessel, you will only see vessels that the terminal believes are coming to that port and that have a departure date in the future.
4. Select Voyage No.
5. The Terminal will be automatically populated
6. Select Carrier
7. Select Port of Discharge.

In each case you will only see the information that is contained in the schedule. The schedule is automatically from information supplied by the Terminals every two hours.

Vessel Load Date Information

1. Once you have completed the vessel, voyage information, the key dates for export are listed below, including;
 - a. Receival Start date
 - b. Reefer Cutoff Date
 - c. Cargo Cutoff Date
 - d. ETD



Tradegate ExportNet™

Welcome, fmacdonald@TG1007
Last login: Tuesday, 30th June 2009

Home Consignments Consolidations PRA Vessel Schedule Status Import Messages History Registration Help Logoff

PRA

New ERA. *Required for PRA

Save Send New Clone Print History Save Layout

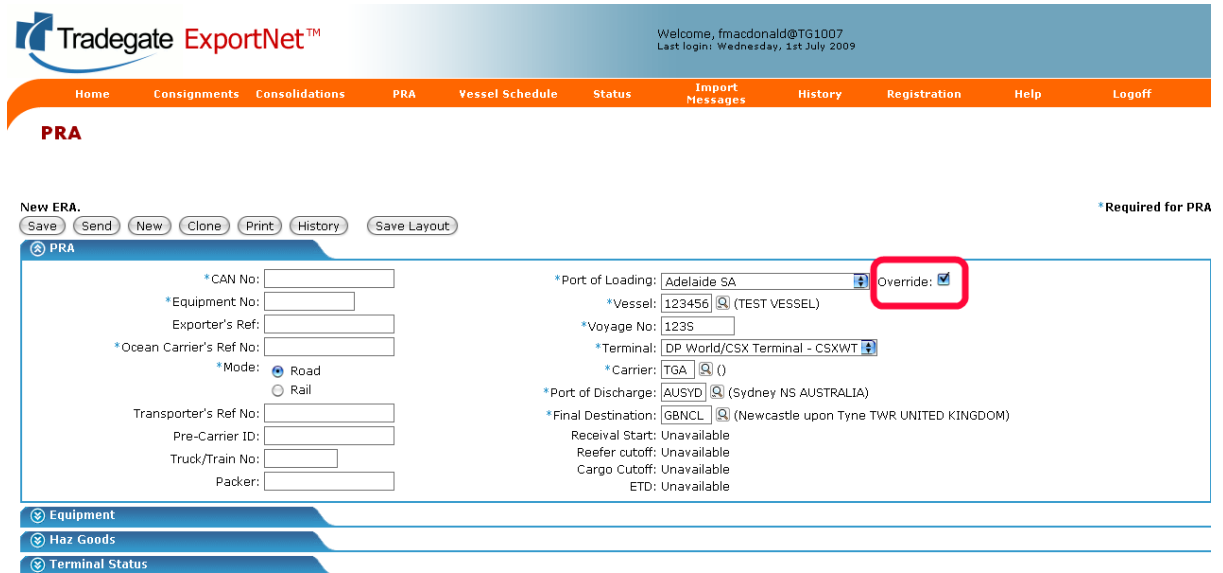
PRA

*CAN No: <input type="text"/>	*Port of Loading: Sydney NS <input type="checkbox"/> Override: <input type="checkbox"/>
*Equipment No: <input type="text"/>	*Vessel: ACE STORAGE VESSEL - 0000006 <input type="text"/>
Exporter's Ref: <input type="text"/>	*Voyage No: 999 <input type="text"/>
*Ocean Carrier's Ref No: <input type="text"/>	*Terminal: DPWorld/P&O Port Botany - CTLPB <input type="text"/>
*Mode: <input checked="" type="radio"/> Road <input type="radio"/> Rail	*Carrier: China Shipping Australia - CSC <input type="text"/>
Transporter's Ref No: <input type="text"/>	*Port of Discharge: Hong Kong HONG KONG - HKHKG <input type="text"/>
Pre-Carrier ID: <input type="text"/>	*Final Destination: <input type="text"/>
Truck/Train No: <input type="text"/>	Receival Start: 20th December 2008
Packer: <input type="text"/>	Reefer cutoff: 27th December 2009
	Cargo Cutoff: 27th December 2009
	ETD: 28th December 2009

Equipment
Haz Goods
Terminal Status

Vessel Not Found / Listed

1. If you are unable to find your vessel or believe the terminal information to be incorrect you are able to override the information and enter the details manually. To make this available, tick the "Override" box next to the 'Port of Loading' field.



The screenshot shows the Tradegate ExportNet interface. At the top, there is a navigation bar with links: Home, Consignments, Consolidations, PRA, Vessel Schedule, Status, Import Messages, History, Registration, Help, and Logoff. Below this is a sub-header for 'PRA'. The main form area is titled 'New ERA.' and includes several buttons: Save, Send, New, Clone, Print, History, and Save Layout. A note on the right states '*Required for PRA'. The form contains two columns of fields. The 'Port of Loading' field is set to 'Adelaide SA' and has an 'Override' checkbox checked, which is highlighted with a red box. Other fields include 'Equipment No.', 'Exporter's Ref.', 'Ocean Carrier's Ref No.', 'Mode' (Road selected), 'Transporter's Ref No.', 'Pre-Carrier ID', 'Truck/Train No.', 'Packer', '*Vessel' (123456), '*Voyage No.' (1235), '*Terminal' (DP World/CSX Terminal - CSXWT), '*Carrier' (TGA), '*Port of Discharge' (AUSYD), and '*Final Destination' (GBNCL). At the bottom, there are three expandable sections: Equipment, Haz Goods, and Terminal Status.

2. If the vessel and voyage is not in the schedule then the the Receiving and Cutoff dates will shown as 'Unavailable'/'

Status Information (Customs and Terminal)

- To allow easy access to the status information in ExportNet you can now check 'Status' section at the bottom of the data entry screens.

a. Customs Status

Save Send New Clone Print History Get Status Save Layout

Message Date and References

Export Declaration

Goods Items

Total No of Packs: 10

Goods Description	Origin Country	Net Qty	Gross Wt	AHECC Code	Permit No	Temp Imp No	FOB Value	Actions
Mineral and aerated waters, not sweetened nor flavoured	AUSTRALIA	9360 L	10125 KG	22011000			5604	

New Goods Item

Customs Status

Response Date	Status	Description	Reason
09/07/2008 13:12	CLEAR	THE GOODS COVERED BY THE DOCUMENT ARE AUTHORISED FOR EXPORT AND MAY BE DEALT WITH.	
09/07/2008 13:11	ERROR	CONTROL ERROR: Please call the Helpdesk.	ICR = 662762

b. Terminal Status

PRA

ERA Reference: ERA190794 Equipment No: GATU4327897 Date Sent: 2008-07-07 11:24:34 Status: SAVED *Required for PRA

Save Send New Clone Print History Save Layout

PRA

*CAN No: AALN6GC67 *Port of Loading: Melbourne VI Override:

*Equipment No: GATU4327897 *VesselIMO: 915278 (MARFRET PROVENCE)

Exporter's Ref: XXX-XXXX *Voyage No: 8521

*Ocean Carrier's Ref No: BW50801499 *Terminal ID: DP World, West Swanson - CONWS

*Mode: Road Rail *Carrier Code: MAR (Marfret)

Transporter's Ref No: *Port of Discharge: NLRM (Rotterdam NETHERLANDS)

Pre-Carrier ID: *Final Destination: NLEIN (Eindhoven NETHERLANDS)

Truck/Train No: Reeceval Start: Unavailable

Packer: Reefer cutoff: Unavailable

Cargo Cutoff: Unavailable

ETD: Unavailable

Equipment

*Size Type: 42G1 ((40x8.5) Passive Vents) Reefer Trans Temp: °C

*Terminal Commodity Code: EFEC (PERSONAL EFFECTS) Attached Equipment Type: Forked support or Tynes

Goods Description: USED PERSONAL EFFECTS AND HOUSEHOLD GOOD Attached Equipment No:

*Gross Wt: 7330.000 KG *Seal No: 010858

Wagon Slot: *Issuer: Carrier

Humidity: Percent *Condition: Right Condition

Air Flow Type: Percentage Overhang Length: centimetres

Air Flow: Overhang Width: centimetres

Full Or Empty Full Overhang Height: centimetres

Haz Goods

Terminal Status

Response Date	Status	Description
07/07/2008 11:31	CLEAR	Message received without error
07/07/2008 10:15	ERROR	Voyage number not defined

Sending Messages

- When sending messages to Customs, ExportNet now automatically detects whether an Original or a Change/Replace message action is required.
- When sending PRA messages to the Terminals you will be warned if the vessel information does not match the vessel schedule.